


2011 Mitsubishi OUTLANDER



Purchase Price

\$13,995


Includes GST, Registration & Licensing

Indicative repayments

\$90.04


per week*

Based on a 48 month term & no deposit.
Total repayments (208) = \$18,727.89



CHASMONT
FINANCING THE SOUTH FOR OVER 85 YEARS

Gain peace of mind with
Mechanical Breakdown
Insurance. **Ask us how.**



ASSURANT®

Top features

» 7 seater

» Air Conditioning

» airbags

» ALLOY WHEELS

» Child seat anchor points

» Electric Mirrors (Retractable)

» KEYLESS ENTRY

Body Style

SUV

Odometer

130,809 km

Engine

2000 cc

Fuel Type

Petrol

Transmission

AUTOMATIC TRANSMISSION

Wheels

-


VIN

7AT0CJ3MX24001775

Interior

Black

Safety



5 star
safety rating

Based on 2024 UCSR rating
for 06-12 models

Reg No.

-

Ext Colour

WHITE PEARL

History

-

Seats

-

CO2 Emissions

★★★★☆☆

206 grams/km

Energy Economy

★★☆☆☆☆

Annual fuel cost of \$3,370
8.6L per 100km

Cost per year is an estimate based
on petrol price of \$2.80 per litre and
an average distance of 14000 km.
Emissions and Energy Economy
figures standardised to 3P WLTP.

Stock ID: 2012



John Shelton Motors | Phone 03 688 4064 | Email jshelton@xtra.co.nz
79 King Street, Timaru 7910, New Zealand
www.johnsheltonmotors.co.nz

* John Shelton Motors is not a lender nor a financial adviser. Any amounts displayed should not be seen as an offer of finance or taken as financial advice. The interest rate, fees and loan term used in this calculation may not actually represent those available from lenders. Actual interest rates, fees and loan terms will vary per lender and are typically based on an assessment of your credit risk and responsible lending criteria. Any repayment amounts displayed are indicative only and have been calculated using several other indicative inputs. The interest rate used in this calculation is an arbitrary 13.95%, however exact interest rates vary per lender. The term of the loan used in this calculation is 48 month. Exact terms available vary per lender although options typically include 6, 12, 18, 24, 36, 48 and 60 months. This calculation also includes a typical mandatory fee charged by lenders. This is a one-off establishment fee of \$296.00. Typically, this fee can be paid upfront or, as in this calculation, be capitalised over the contract term, ie. included in the loan amount. This fee can vary per lender and other non-mandatory fees and charges may also apply. The total amount of repayments has been calculated by multiplying 208 weekly repayments (based on a 48 month term) by the weekly repayment amount of \$90.04 which equals \$18,727.89. This calculator does not consider any of your own personal circumstances and we strongly suggest you seek budgeting advice prior to committing to any loan contract. Responsible lending criteria and lender terms and conditions will likely apply to any finalised loan contract. Proof of security and/or vehicle insurance may also be required before proceeding.